




# SATHAVAHANA ISPAT LIMITED

## HOLDING OF SPECIFIED SECURITIES

1	Name of the Listed Entity :	SATHAVAHANA ISPAT LIMITED	
2	Scrip Code/Name of Scrip/Class of Security:	BSE-526093; NSE-SATHAISPAT	
3	Share Holding Pattern Filed under: Reg. <del>31(1)(a)</del> / 31(1)(b) / <del>31(1)(c)</del>		
	a. If under 31(1)(b) then indicate the report for quarter ending:	31-Dec-16	
	b. If under 31(1)(c) then indicate date of allotment/extinguishment:	NA	
4	<b>Declaration:</b> Declaration to the extent of submission of information:-		
	<b>Particulars</b>	<b>(Yes)</b>	<b>(No)</b>
1	Whether the Listed Entity has issued any partly paid up shares?	-	✓
2	Whether the Listed Entity has issued any Convertible Securities or Warrants?	-	✓
3	Whether the Listed Entity has any shares against which depository receipts are issued?	-	✓
4	Whether the Listed Entity has any shares in locked-in?	✓	-
5	Whether any shares held by promoters are pledged or otherwise encumbered?	✓	-
5	Disclosure of holding of specified securities is as follows:-		



SATHAVAHANA ISPAT LIMITED

Table I - Summary Statement holding of specified securities:

Category (I)	Category of Shareholder (II)	No. of Shareholders (III)	No. of fully paid-up shares held (IV)	No. of partly paid-up shares held (V)	No. of shares underlying Depository Receipts (VI)	Total No. of Shares held (VII)	Shareholding as a % of total No. of shares (calculated as per SCRR, 1957) (VIII)	Number of Voting Rights held in each class of Securities (IX)			No. of Shares underlying outstanding convertible securities (including Warrants) (X)	Shareholding as a % assuming full conversion of convertible securities (as a percentage of diluted share capital) (XI)	Number of Locked in shares (XII)		Number of Shares pledged or otherwise encumbered (XIII)		Number of equity shares held in dematerialized form (XIV)	
								No. of Voting Rights					Total as a % of (A+B+C)	No. (a)	As a % of total Shares held (b)	No. (a)		As a % of total Shares held (b)
							As a % of (A+B+C2)	Class: Equity	Class: NA	Total								
(A)	Promoter & Promoter Group	9	18810090	0	0	18810090	36.95	18810090	0	18810090	36.95	0	36.95	10180000	20.00	4702585	25.00	18810090
(B)	Public	15810	32089910	0	0	32089910	63.05	32089910	0	32089910	63.05	0	63.05	0	0.00	NA		30010983
(C)	Non-Promoter -Non Public	0	0	0	0	0	0.00	0	0	0	0.00	0	0.00	0	0.00	NA		
(C1)	Shares underlying DRs	0	0	0	0	0	NA	0	0	0	0.00	0	0.00	0	0.00	NA		
(C2)	Shares held by Employee Trusts	0	0	0	0	0	NA	0	0	0	0.00	0	0.00	0	0.00	NA		0
	<b>Total</b>	<b>15819</b>	<b>50900000</b>	<b>0</b>	<b>0</b>	<b>50900000</b>	<b>100.00</b>	<b>50900000</b>	<b>0</b>	<b>50900000</b>	<b>100.00</b>	<b>0</b>	<b>100.00</b>	<b>10180000</b>	<b>20.00</b>	<b>4702585</b>	<b>25.00</b>	<b>48821073</b>

SATHAVAHANA ISPAT LIMITED

Table (I) - Statement showing shareholding pattern of the Promoter and Promoter Group.

(I)	Category & Name of the Shareholder	PAN	No. of Shareholders	No. of fully paid-up shares held	No. of partly paid-up shares held	No. of shares underlying Depository Receipts	Total No. of Shares held	Shareholding as a % of total No. of shares (calculated as per SCRR,1957)	Number of Voting Rights held in each class of Securities			No. of Shares underlying outstanding convertible securities (including Warrants)	Shareholding as a % assuming full conversion of convertible securities (as a percentage of diluted share capital)	Number of Locked in shares		Number of Shares pledged or otherwise encumbered		Number of equity shares held in dematerialized form	
									(IX)					Total as a % of (A+B+C)	(XII)		(XIII)		
									Class:Equity	Class: NA	Total				No.(a)	As a % of total Shares held(b)	No.(a)		As a % of total Shares held(b)
(1)	Indian:							As a % of (A+B+C2)	No. of Voting Rights				(VII)+(X) as a % of (A+B+C2)						
(a)	Individuals /Hindu undivided family:		7	12090090	0	0	12090090	23.75	12090090		12090090	23.75		3460000	28.62	4702585	38.90	12090090	
	SHRI A.S.RAO		1	1424000	0	0	1424000	2.80	1424000		1424000	2.80				1424000	100.00	1424000	
	SMT A.MUTYA BAI		1	4921585	0	0	4921585	9.67	4921585		4921585	9.67		1980300	40.24	2941285	59.76	4921585	
	SHRI A.NARESH KUMAR		1	2019105	0	0	2019105	3.97	2019105		2019105	3.97		1479700	73.28	337300	16.71	2019105	
	SHRI A.ASHOK KUMAR		1	3319110	0	0	3319110	6.52	3319110		3319110	6.52						3319110	
	SMT N.CHILAKAMMA		1	210000	0	0	210000	0.41	210000		210000	0.41						210000	
	SMT DEEPA N. ADUSUMILLI		1	129100	0	0	129100	0.25	129100		129100	0.25						129100	
	SHRI P.AJAY KUMAR		1	67190	0	0	67190	0.13	67190		67190	0.13						67190	
(b)	Central Government / State Government(s)		0	0	0	0	0	0											
(c)	Financial Institutions / Banks		0	0	0	0	0	0											
(d)	Any Other - Bodies Corporate:		0	0	0	0	0	0											
	Ganapati Adusumilli Fininvest Private Limited		1	4200000	0	0	4200000	8.25	4200000		4200000	8.25		4200000	100	0	0	4200000	
	<b>Sub-Total (A)(1)</b>		<b>8</b>	<b>16290090</b>	<b>0</b>	<b>0</b>	<b>16290090</b>	<b>32</b>	<b>16290090</b>		<b>16290090</b>	<b>32</b>		<b>7660000</b>	<b>47.02</b>	<b>4702585</b>	<b>28.87</b>	<b>16290090</b>	
(2)	Foreign:																		
(a)	Individuals (Non-Resident Individuals / Foreign Nationals)		0	0	0	0	0	0.00											
(b)	Government		0	0	0	0	0	0.00											
(c)	Institutions		0	0	0	0	0	0.00											
(d)	Foreign portfolio Investor		0	0	0	0	0	0.00											
(f)	Any Other - Bodies Corporate:		0	0	0	0	0	0.00											
	Ganapati Holdings Pte Ltd		1	2520000	0	0	2520000	4.95	2520000		2520000	4.95		2520000	100	0	0	2520000	
	<b>Sub-Total (A)(2)</b>		<b>1</b>	<b>2520000</b>	<b>0</b>	<b>0</b>	<b>2520000</b>	<b>4.95</b>	<b>2520000</b>		<b>2520000</b>	<b>4.95</b>		<b>2520000</b>	<b>0</b>	<b>0</b>	<b>0</b>	<b>2520000</b>	
	<b>Total Shareholding of Promoter and Promoter Group [A]=(A)(1) + (A)(2)</b>		<b>0</b>	<b>9</b>	<b>18810090</b>	<b>0</b>	<b>18810090</b>	<b>36.95</b>	<b>18810090</b>		<b>18810090</b>	<b>36.95</b>		<b>10180000</b>	<b>20.00</b>	<b>4702585</b>	<b>9.24</b>	<b>18810090</b>	

Details of Shares which remain unclaimed: Nil

SATHAVAHANA ISPAT LIMITED

Table III - Statement showing shareholding pattern of the Public shareholder:

(I)	Category & Name of the Shareholder	(II)	PAN	(III)	No. of Shareholders	(IV)	No. of fully paid-up shares held	(V)	No. of partly paid-up shares held	(VI)	No. of shares underlying Depository Receipts	(VII)	Total No. of Shares held	(VIII)	Shareholding as a % of total No. of shares (calculated as per SCRR,1957)	(IX)			(X)	No. of Shares underlying convertible securities (including Warrants)	(XI)	Shareholding as a % assuming full conversion of convertible securities (as a percentage of diluted share capital)	(XII)		(XIII)		(XIV)	
																Number of Voting Rights held in each class of Securities							Total as a % of (A+B+C)	No.(a)	As a % of total Shares held(b)	No.(a)		As a % of total Shares held(b)
														As a % of (A+B+C2)	No. of Voting Rights													
															Class:Equity	Class: NA	Total											
(1)	Institutions:																											
(a)	Mutual Funds				5		31700	0	0	0	0	31700		0.06		31700		31700		0.06			NA					0
(b)	Venture Capital Funds				0		0	0	0	0	0	0		0		0		0		0			NA					
(c)	Alternate Investment funds				0		0	0	0	0	0	0		0		0		0		0			NA					
(d)	Foreign Venture Capital Investors				0		0	0	0	0	0	0		0		0		0		0			NA					
(e)	Foreign Portfolio Investors				0		0	0	0	0	0	0		0		0		0		0			NA					
(f)	Financial institutions / Banks				7		12800	0	0	0	0	12800		0.03		12800		12800		0.03			NA					0
(g)	Insurance Companies				0		0	0	0	0	0	0		0		0		0		0			NA					
(h)	Provident Funds / Pension Funds				0		0	0	0	0	0	0		0		0		0		0			NA					
(i)	Any Other - Specify:				2		9772643	0	0	0	0	9772643		19.2		9772643		9772643		19.2			NA					9772643
	(i) Foreign Financial Institutions:				2		9772643	0	0	0	0	9772643		19.2		9772643		9772643		19.2			NA					9772643
	a. Plutus Terra India Fund				1		4990000	0	0	0	0	4990000		9.8		4990000		4990000		9.8			NA					4990000
	b. Antara India Evergreen Fund Ltd				1		4782643	0	0	0	0	4782643		9.4		4782643		4782643		9.4			NA					4782643
	Sub-Total (B)(1)				14		9817143	0	0	0	0	9817143		19.29		9817143		9817143		19.29			NA					9772643
(2)	Central Government / State Government(s) / President of India				0		0	0	0	0	0	0		0		0		0		0			NA					0
	Sub-Total (B)(2)				0		0	0	0	0	0	0		0		0		0		0			NA					0
(3)	Non-Institutions:																											
(a)	i. Individual shareholders holding nominal share capital upto Rs.2 Lakhs				15223		8257150	0	0	0	0	8257150		16.22		8257150		8257150		16.22			NA					6348023
	ii. Individual shareholders holding nominal share capital in excess of Rs.2 Lakhs				97		4800962	0	0	0	0	4800962		9.43		4800962		4800962		9.43			NA					4778762
	AJAY UPADHYAYA				1		1100000	0	0	0	0	1100000		2.16		1100000		1100000		2.16			NA					1100000
	MITEN MEHTA				1		550000	0	0	0	0	550000		1.08		550000		550000		1.08			NA					550000
	Sub-Total 3(a)(i)				99		6450962	0	0	0	0	6450962		12.67		6450962		6450962		12.67			NA					6428762
(b)	NBFCs registered with RBI				0		0	0	0	0	0	0		0		0		0		0			NA					
(c)	Employee Trusts				0		0	0	0	0	0	0		0		0		0		0			NA					
(d)	Overseas Depositories (holding DRs) (balancing figure)				0		0	0	0	0	0	0		0		0		0		0			NA					
(e)	Any Other - Specify:				474		7564655	0	0	0	0	7564655		14.86		7564655		7564655		14.86			NA					7461555
	i. Bodies Corporate				218		1530744	0	0	0	0	1530744		3.01		1530744		1530744		3.01			NA					1478244
	ii. Non Resident Indians				171		327217	0	0	0	0	327217		0.64		327217		327217		0.64			NA					276617
	iii. Trusts				0		0	0	0	0	0	0		0.00		0		0		0.00			NA					0
	iv. Clearing Members				84		130378	0	0	0	0	130378		0.26		130378		130378		0.26			NA					130378
	v. Foreign Bodies Corporate:				1		5576316	0	0	0	0	5576316		10.96		5576316		5576316		10.96			NA					5576316
	a. Stemcor AG				1		5576316	0	0	0	0	5576316		10.96		5576316		5576316		10.96			NA					5576316
	Sub-Total (B)(3)				15796		22272767	0	0	0	0	22272767		43.75		22272767		22272767		43.75			NA					7461555
	Total Public Shareholding (B)=(B)(1)+(B)(2)+(B)(3)				15810		32089910	0	0	0	0	32089910		63.04		32089910		32089910		63.04			NA					30010983

Details of the shareholders acting as persons in Concert including their shareholding: Nil

Details of Shares which remain unclaimed: Nil

SATHAVAHANA ISPAT LIMITED

Table IV Statement showing shareholding pattern of the Non-Promoter - Non Public Shareholder:

(I)	Category & Name of the Shareholder	PAN	No. of Shareholders	No. of fully paid-up shares held	No. of partly paid-up shares held	No. of shares underlying Depository Receipts	Total No. of Shares held	Shareholding as a % of total No. of shares (calculated as per SCRR, 1957)	Number of Voting Rights held in each class of Securities			No. of Shares underlying outstanding convertible securities (including Warrants (X))	Shareholding as a % assuming full conversion of convertible securities (as a percentage of diluted share capital)	Number of Locked in shares		Number of Shares pledged or otherwise encumbered		Number of equity shares held in dematerialized form	
									(IX)					No. (a)	As a % of total Shares held(b)	No. (a)	As a % of total Shares held(b)		
								As a % of (A+B+C2)	No. of Voting Rights			Total as a % of (A+B+C)	(VII)+(X) as a % of (A+B+C2)						
									Class: Equity	Class: NA	Total					No. (a)	As a % of total Shares held(b)	No. (a)	As a % of total Shares held(b)
(1)	Custodian / DR holder:		0	0	0	0	0	0	0	0	0	0	0	0	0	0	0	0	0
(a)	Name of DR holder if available		0	0	0	0	0	0	0	0	0	0	0	0	0	0	0	0	0
	<b>Sub-Total (C)(1)</b>		0	0	0	0	0	0	0	0	0	0	0	0	0	0	0	0	0
(2)	<b>Employee Benefit Trust (under SEBI (Share based Employee Benefit) Regulations 2014</b>		0	0	0	0	0	0	0	0	0	0	0	0	0	0	0	0	0
	Name:		0	0	0	0	0	0	0	0	0	0	0	0	0	0	0	0	0
	<b>Sub-Total (C)(2)</b>		0	0	0	0	0	0	0	0	0	0	0	0	0	0	0	0	0
	<b>Total Non-Promoter- Non Public Shareholding (C)=(C)(1)+(C)(2)</b>		0	0	0	0	0	0	0	0	0	0	0	0	0	0	0	0	0

Details of the shareholders acting as persons in Concert including their shareholding: Nil

Details of Shares which remain unclaimed: Nil